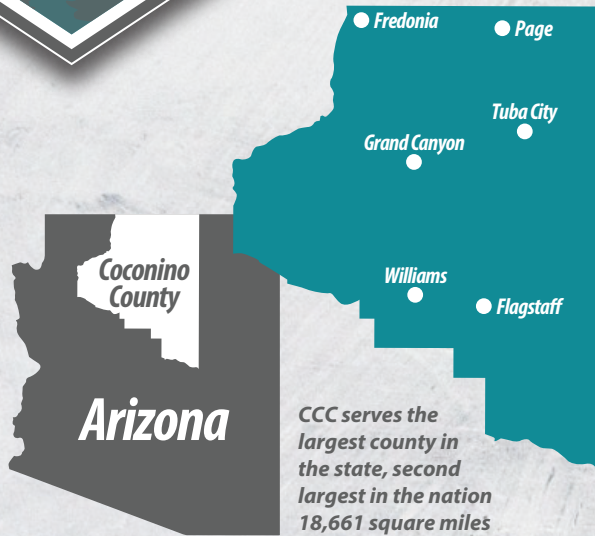




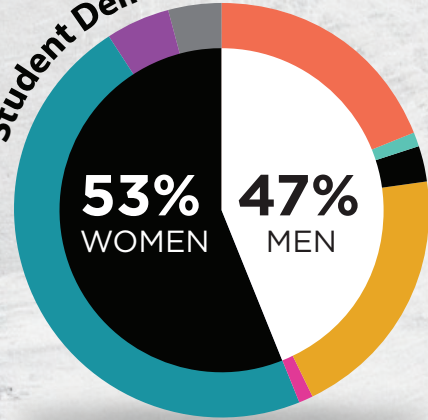
CCC STUDENTS / PARENTS



2020-2021



Student Demographics



- White (47%)
- Native American (19%)
- Hispanic/Latino (20%)
- Two or more races (5%)
- Unknown (4%)
- Black/African American (3%)
- Asian (1%)
- Native Hawaiian (1%)

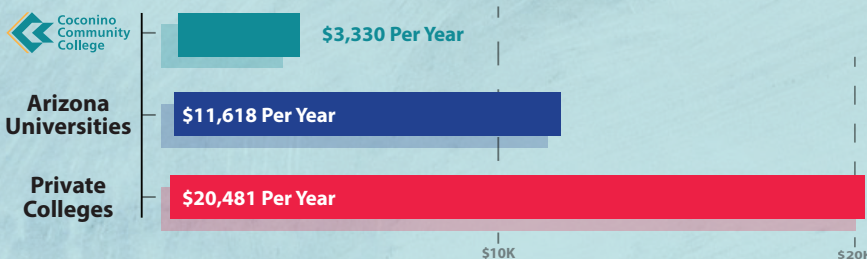


"I want to get my degree and go back to my community (Shonto) on the Navajo Nation to educate the youth about the environment and how important it is while also helping with the land there."

Shawna Greyeyes
CCC Science student

VALUING PEOPLE: DIVERSITY STATEMENT
Coconino Community College recognizes and respects diversity and the value it brings to our communities. We appreciate and welcome cultures, identities, beliefs experiences and all that makes us unique. CCC champions and takes action to build an inclusive work and learning environment. We are allies and advocates, navigating a respectful dialogue about our shared humanity.

Providing Affordable Tuition



Average Age of Students

AVERAGE: 28 / MEDIAN: 24



More Than 83,000 Students Served
9,500 Students Annually

For more information, visit coconino.edu or call (928) 527-1222



COCONINO COMMUNITY COLLEGE VISION & MISSION

Shaping the future of Coconino County. Empowering Individuals. Inspiring Communities.
Education with Purpose!

Coconino Community College is committed to providing accessible and affordable educational programs that prepare students for the future. Deeply engaged with the communities we serve, we promote student success through a welcoming and inclusive learning environment designed for innovative programming, career and workforce development, university transfer education, and continued life-long learning opportunities.

Life Long Learning Programs for the Community

- Monthly Community Education Talks
- 25% Senior Tuition Discount for credit courses (max of 6 credits per semester)
- Comet Art Gallery thanks to a partnership with Red Development
- Common Read Program and events
- Low cost career exploration summer camps for middle school students
- Summer Learning Series
- Other community education programs at www.coconino.edu/community-education

64% of Arizona college students are enrolled in community colleges



85.5% of AZ Community College students stay in state and contribute \$13 billion in added income

57% of university graduates earned credits from Arizona community colleges



Approximately 75% of CCC students are employed while taking classes

Student Enrollment



30%
FULL-TIME

70%
PART-TIME

"Being able to give back to the community you live in is important. Flagstaff is my home, and anything I can do to give back, it's something I'd like to do."

Derik Sausman
CCC Fire Science Student

